

Straight Cable Plugs

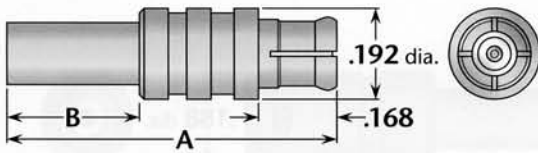


Figure 1
(Crimp type for flexible cable)

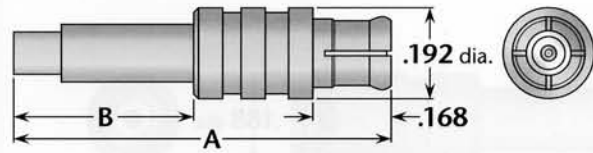


Figure 2
(Crimp type for flexible cable)

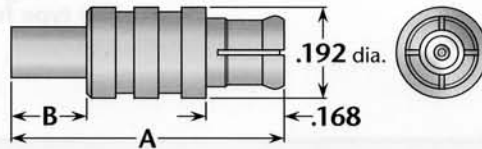


Figure 3
(Direct solder for semi-rigid cable)

Cable Group	Figure	Dimensions		Plating		Delta P/N	Assembly Procedure/ Trim Code
		A	B	Body	Contact		
9	1	.69	.27	Gold*	Gold	9803-037-G000-500	B/32
10	1	.69	.27	Gold*	Gold	9803-100-G000-500	B/32
11	2	.79	.37	Gold*	Gold	9803-038-G000-500	B/33
14	3	.58	.16	Gold*	Gold	9801-025-G003-500	H/03

Right Angle Cable Plugs

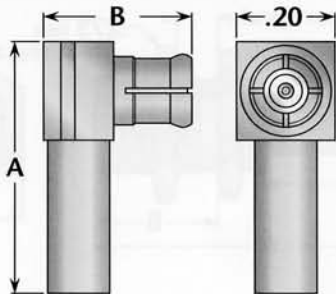


Figure 1
(Crimp type for flexible cable)

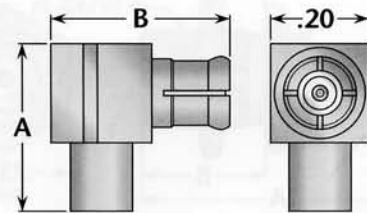


Figure 2
(Direct solder for semi-rigid cable)

Cable Group	Figure	Dimensions		Plating		Delta P/N	Assembly Procedure/ Trim Code
		A	B	Body	Contact		
9	1	.52	.31	Gold*	Gold (C)	9807-037-G001-500	L/04
10	1	.52	.31	Gold*	Gold (C)	9807-100-G001-500	L/04
11	1	.47	.31	Gold*	Gold (C)	9807-038-G001-500	L/04
13	2	.38	.37	Gold*	Gold (C)	9805-031-G003-500	J/03
14	2	.38	.37	Gold*	Gold (C)	9805-025-G003-500	J/03

* Also available with nickel-plated body—change G in Delta part number to N. • See page 183 for cable groups. (C) in contact plating column indicates captive contact. • Assembly procedures start on page 184.