



Straight and Right Angle Cable Plugs

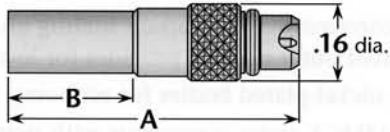


Figure 1
(Straight crimp type for flexible cable)

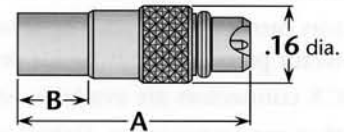


Figure 2
(Straight direct solder for semi-rigid cable)

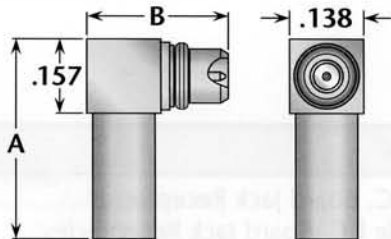


Figure 3
(Right angle crimp type for flexible cable)

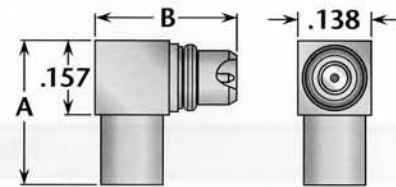


Figure 4
(Right angle direct solder for semi-rigid cable)

Cable Group	Figure	Dimensions		Plating		Delta P/N	Assembly Procedure/ Trim Code
		A	B	Body	Contact		
9	1	.61	.27	Gold*	Gold	9503-037-G000-500	B/37
9	3	.43	.27	Gold*	Gold (C)	9507-037-G001-500	L/04
11	1	.61	.27	Gold*	Gold	9503-038-G000-500	B/37
11	3	.43	.27	Gold*	Gold (C)	9507-038-G001-500	L/05
14	2	.49	.16	Gold*	Gold	9501-025-G003-500	H/03
14	4	.30	.27	Gold*	Gold (C)	9505-025-G003-500	J/04

Straight Cable Jacks

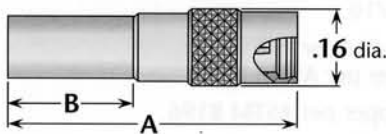


Figure 1
(Crimp type for flexible cable)

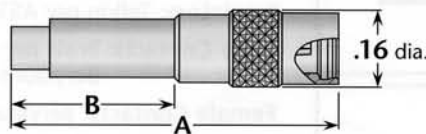


Figure 2
(Crimp type for flexible cable)

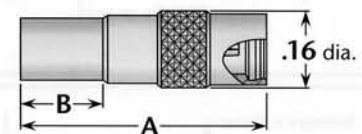


Figure 3
(Direct solder for semi-rigid cable)

Cable Group	Figure	Dimensions		Plating		Delta P/N	Assembly Procedure/ Trim Code
		A	B	Body	Contact		
9	1	.61	.27	Gold*	Gold	9510-037-G000-500	B/38
11	2	.70	.37	Gold*	Gold	9510-038-G000-500	B/39
14	3	.51	.16	Gold*	Gold	9510-025-G003-500	H/03

* Also available with nickel-plated body—change G in Delta part number to N. • See page 183 for cable groups.
(C) in contact plating column indicates captive contact. • Assembly procedures start on page 184.